






















Reading		Writing	
<ul style="list-style-type: none"> Play Buried Treasure. Can you read the real and alien words and sort them correctly? Why not write a bank of real and alien words using the split digraphs: a-e, e-e, i-e, o-e, u-e. Access free eBooks using Oxford Owl https://www.oxfordowl.co.uk/api/interactives/24759.html then complete the comprehension questions after reading them. <p>Week 1 - Complete the Reading activity PDF attached. Read the passage and answer the questions.</p> <ul style="list-style-type: none"> Continue to enjoy reading your books with your grown-ups and answer some of the VIPERS questions as supplied. Log onto Education City – English- Year 1 and play: Dancin’ in the Drizzle read the passages and identify whether a passage of text is from a poem or a story. Week 2 – read the story of ‘The Three Little Pigs’ draw pictures of the opening, build-up, problem, resolution and endings. 		<ul style="list-style-type: none"> Week 1 – Complete the spring writing activity attached as a PDF. Remember to use capital letters, finger spaces and full stops. Try to extend your sentences, using adjectives and conjunctions. Week 1- Use the BBC Bitesize lesson 29th April to use nouns and conjunctions to write about minibeasts - https://www.bbc.co.uk/bitesize/articles/zrk492p <p>Week 1 – Write sentences about life on the farm.</p> <ul style="list-style-type: none"> Week 2 – write a recount about your half-term holiday. Try to write about your favourite day and use time adverbials: first, then, next, after that and finally. Week 2 – Retell the story of the The Three Little Pigs. If you would like to challenge yourself, try changing the story ending. 	
ICT-Websites		<u>Homework Choice Grid</u>	
<i>Phonics Play:</i> USERNAME: march20 PASSWORD: home <i>Education City, BBC Bitesize, Spelling Shed, Twinkl and Oxford Owl</i>		<p><u>Year 1 – English</u> (18th May & 1st June)</p> <p><i>You need to select one or two of these activities daily or be guided by the morning messages.</i></p>	
		Practise these spellings:	
		<p>Week 1 – played, jumped, shouted, helped, painted</p> <p>Week 2 – playing, jumping, looking, asking, marching</p>	
SPaG – Remember to keep practising reading and spelling the Year 1 Common Exception Words.			
<ul style="list-style-type: none"> Write sentences containing suffixes: -ing, -ed, -es, -s, -er, -est. (Log onto Education City – Year 1 – Writing – Play Word on the Street Write sentences using the prefix -un, e.g. unkind, unhappy, unhealthy... Log onto Education City – Year 1 – Writing and play Case Invaders to identify proper nouns, including places, days of the week and the personal pronoun ‘I’. Can you give the creatures a name that begins with the same phoneme? This is called alliteration. Lavender both begin with ‘L’. Try it with these: ant, butterfly, caterpillar, beetle, wasp. Try writing these in sentences and include a verb, e.g. Lavender Lamb is leaping... 			

Phase 5 Sound Mat

ay 	ou 	ie 	ea 	oy 	ir 	ue 	ue 
aw 	wh 	ph 	ew 	ew 	oe 	au 	ey 
a-e 	e-e 	i-e 	o-e 	u-e 	u-e 