























Reading		Writing	
<ul style="list-style-type: none"> <li>Play <b>Buried Treasure</b>. Can you read the real and alien words and sort them correctly? Why not write a bank of real and alien words using the split digraphs: a-e, e-e, i-e, o-e, u-e.</li> <li><b>Monday 6<sup>th</sup> July</b> - Read the story of Winnie the Witch at the Seaside. If you don't have a copy at home, click on this link: <a href="https://www.youtube.com/watch?v=i2NwWipGGMA">https://www.youtube.com/watch?v=i2NwWipGGMA</a> <b>After listening to the story, answer these questions</b> <ul style="list-style-type: none"> <li>Who are the main characters in the story?</li> <li>Who is your favourite character and why?</li> <li>Where does the story take place?</li> <li>Why didn't Wilbur and Winnie like it at the seaside?</li> </ul> </li> <li><b>Tuesday 7<sup>th</sup> July- VIPERS (Explain)</b> Write about your favourite part of the story and explain why.</li> <li><b>Tuesday 14<sup>th</sup> July</b> – Re-read the story of Winnie the Witch and use your <b>VIPERS skills (Sequence)</b> Write a sentence from the beginning, middle and end of the story.</li> <li><b>Wednesday 15<sup>th</sup> July – VIPERS (Prediction)</b> Write an alternative ending for the story.</li> </ul>		<ul style="list-style-type: none"> <li><b>Thursday 9<sup>th</sup> July</b> – Create a postcard pretending you are Winnie, writing to your witch friends about your holiday.</li> <li><b>Friday 10<sup>th</sup> July</b> – complete the spelling test and then write a sentence about something you like to do on each day of the week, e.g. <i>On Monday I will go swimming.</i></li> <li><b>Monday 13<sup>th</sup> July</b> – Use your SPaG skills. Punctuate sentences from the story with capital letters and full stops (see attached PDF).</li> <li><b>Wednesday 8<sup>th</sup> July</b> – Use some amazing adjectives to describe Winnie the Witch (see attached PDF). Then use your adjectives in sentences.</li> <li><b>Thursday 16<sup>th</sup> July</b> – Create a seaside sense poem, using your senses to help you (see attached PDF).</li> <li><b>Friday 17<sup>th</sup> July-</b> complete spelling test and then write about your favourite part of being in Year 1. Maybe this could be the visit from the Animal Lady, our class assembly or the dinosaur poo investigation.</li> </ul>	
ICT-Websites		Homework Choice Grid - Year 1 – English	
<i>Phonics Play:</i> USERNAME: <b>march20</b> PASSWORD: <b>home</b> <i>Education City, BBC Bitesize, Spelling Shed, Twinkl and Oxford Owl</i>		<b>(6<sup>th</sup> July &amp; 13<sup>th</sup> July)</b>  <i>Please complete the activities on the dates specified. Continue to access Education City and Phonics Play to support with additional English skills.</i>	
		Please re-cap these spellings:  <b>Week 1 – Days of the week</b>  <b>Week 2 – Months of the Year</b>  In addition – please re-cap the spellings of numbers as names, up to twenty.	
SPaG – Remember to keep practising reading and spelling the Year 1 Common Exception Words.			
<ul style="list-style-type: none"> <li>Identify sentences containing suffixes: -ing, -ed, -es, -s, -er, -est.</li> <li>Log onto Education City – Year 1 – Writing and play <b>Double Trouble, Garden Adventure, Daily Dunk, Slam Dunk and Capital Capers.</b></li> </ul>			

# Phase 5 Sound Mat

ay 	ou 	ie 	ea 	oy 	ir 	ue 	ue 
aw 	wh 	ph 	ew 	ew 	oe 	au 	ey 
a-e 	e-e 	i-e 	o-e 	u-e 	u-e 		

Wednesday 8<sup>th</sup> July – Amazing Adjectives

Can you think of some amazing adjectives to describe Winnie the Witch? Remember to describe her appearance and personality. You can then use these adjectives within sentences. Remember to use capital letters, finger spaces and full stops.



Now use your adjectives within sentences.

---

---

---

---

---

---

---

---

---

---

## Year 1 – Home Learning

Monday 13<sup>th</sup> July – SPaG



*Read the sentences from the story and help Winnie and Wilbur to find the missing capital letters and full stops. Use a purple edit pen to help you.*

it was a very hot summer Winnie the witch felt hot and tired Wilbur, her cat, felt hot and tired too. “i want a swim, wilbur,” winnie said

“Let’s go to the seaside.”

winnie found her beach towel, her beach bag and her umbrella. she jumped onto her broomstick, Wilbur jumped onto her shoulder and they were off They flew over hot towns, hot roads, hot cars and then they came to the sea

there were lots of people on the beach, but Winnie found a place for her towel She put up her beach umbrella and got ready for her swim. “Look after my bag and my broomstick, wilbur,” winnie said. then she ran into the water

it was lovely in the sea. winnie splashed through the water and skipped over the little waves She was having a lovely time. wilbur sat and watched her He couldn’t swim. he didn’t like water He hated getting wet

